

Security Racks

# C Class – B Class



# C CLASS – B CLASS COMPONENTS

## FEATURES



Hallam C Class & B Class security racks are endorsed by the Security Constriction Equipment Committee and are manufactured in accordance to the “Class C 19” Rack Security System Container, Rev C March 2003 specifications.

These cabinets are manufactured to Hallam’s high standards as well as fully complying with the requirements of the SCEC specifications.

C Class & B Class cabinets are available in standard 19” configuration and the wider 800 series style which provides for additional cable management using the “PATHFINDER” cable management channels.

## Applications

- Defence secure networks
- High security
- Data centres

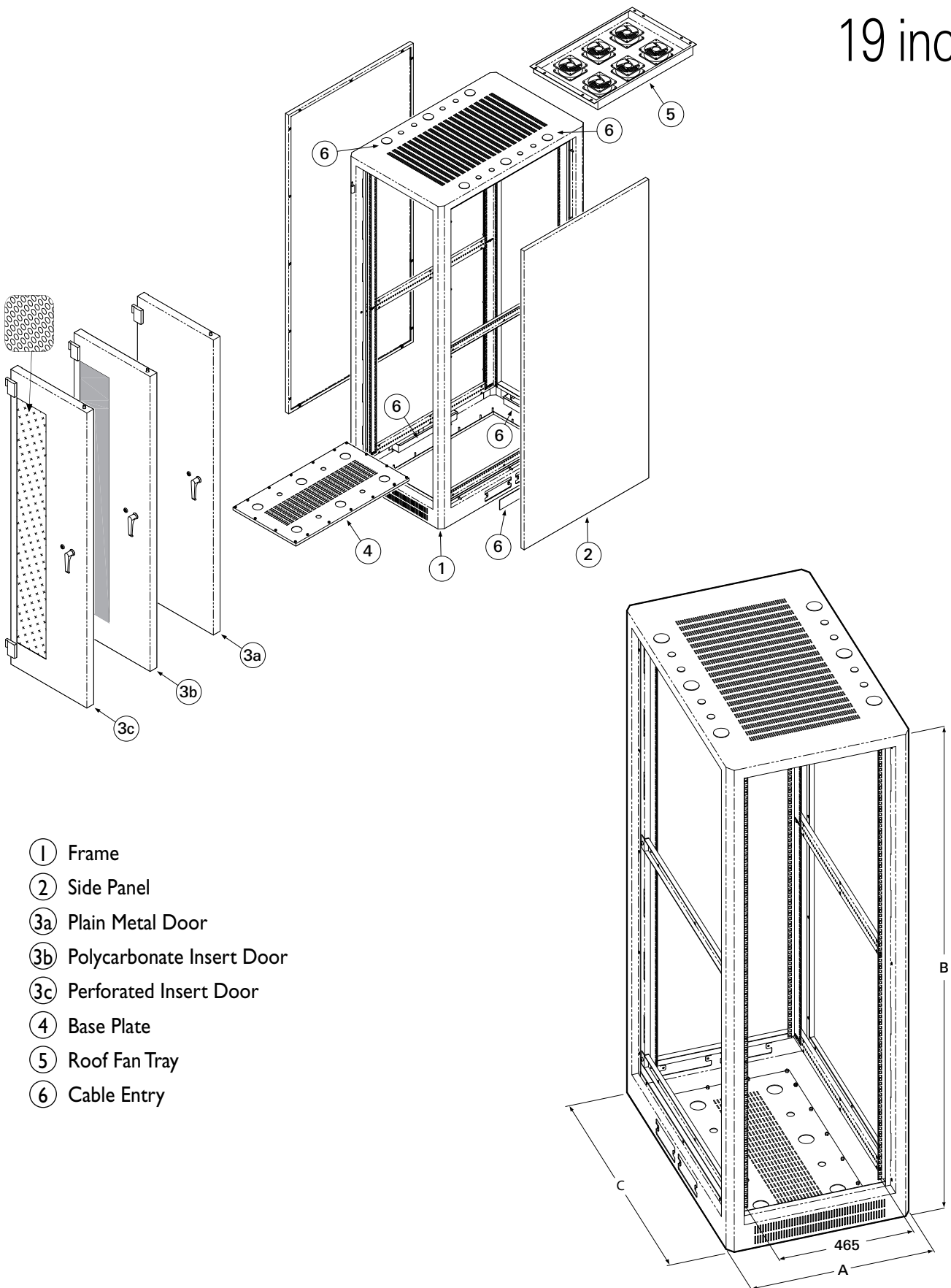
## Design Features

- SCEC endorsed
- 19” mounting - vendor neutral
- SCEC endorsed C Class locking mechanism
- SCEC endorsed B Class locking mechanism
- SCEC endorsed cabinet Joining Kit
- Co-location versions
- Multiple cable entry points
- Heavy duty castors
- Stabilizer plate (anti tilt)
- Levelling feet
- High static load capacity
- Highly durable powdercoat finish
- Customised design and manufacture while maintaining SCEC specifications



# C Class – B Class Components

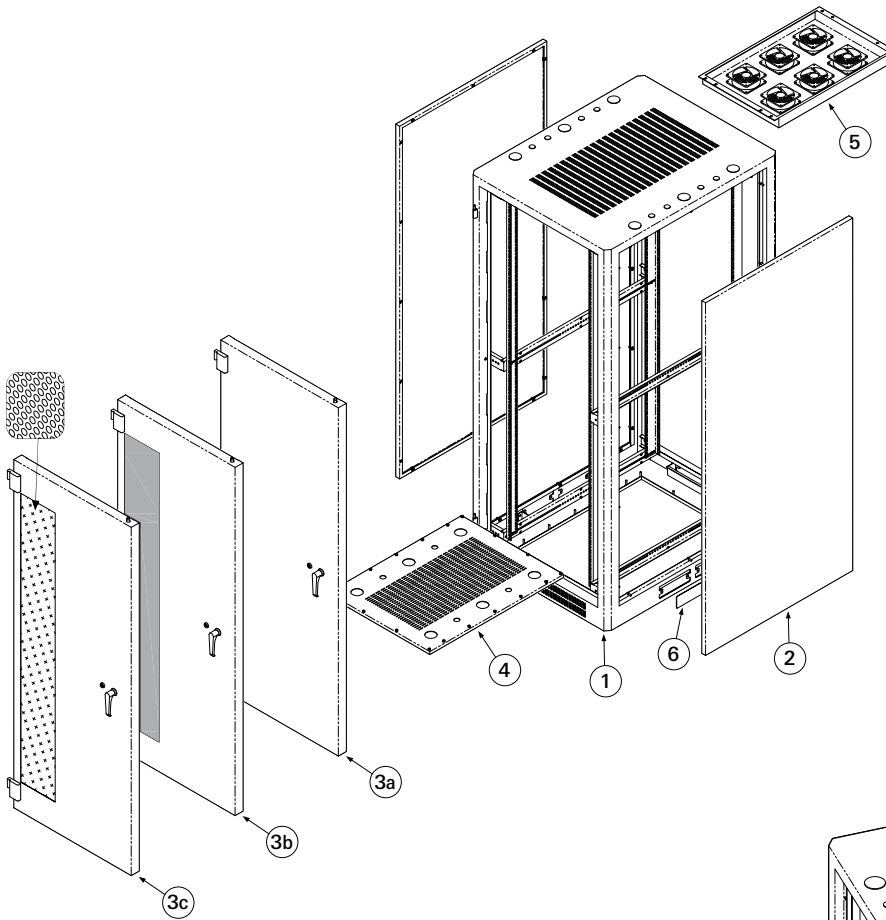
19 inch



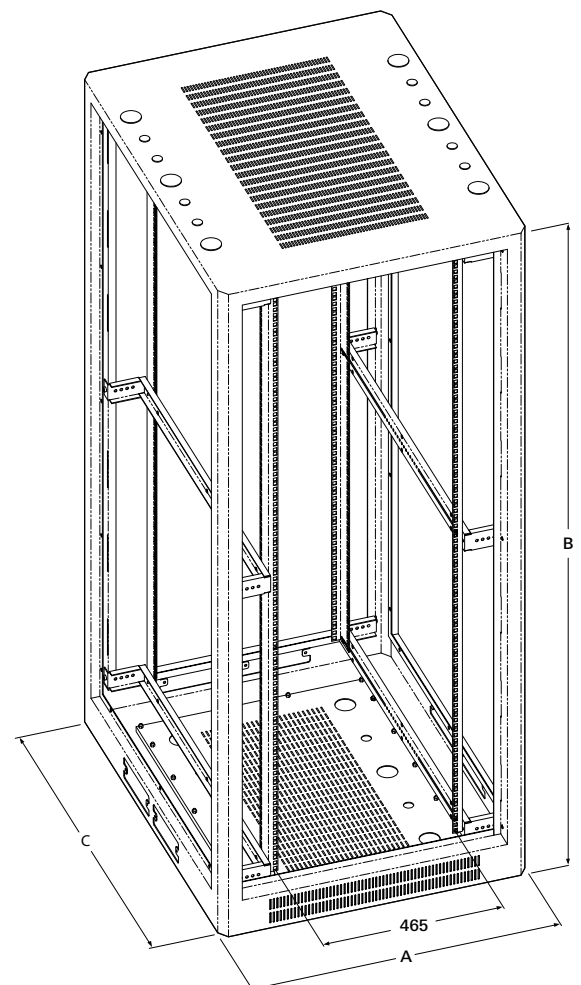
- ① Frame
- ② Side Panel
- ③a Plain Metal Door
- ③b Polycarbonate Insert Door
- ③c Perforated Insert Door
- ④ Base Plate
- ⑤ Roof Fan Tray
- ⑥ Cable Entry

# C Class – B Class Components

800 Series  
19" Reduced



- ① Frame
- ② Side Panel
- ③a Plain Metal Door
- ③b Polycarbonate Insert Door
- ③c Perforated Insert Door
- ④ Base Plate
- ⑤ Roof Fan Tray
- ⑥ Cable Entry



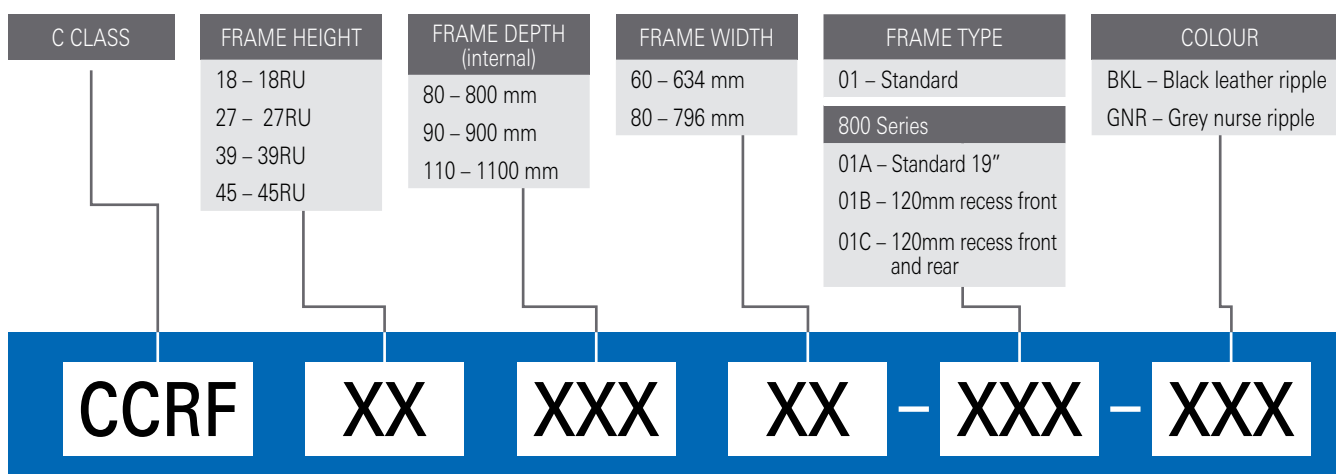
# C Class – B Class Frames

MODEL PART No	RACK UNITS	CABINET WIDTH "A"	HEIGHT OVERALL "B" (Excludes levelling feet & plinth assy)	DEPTH OVERALL "C"	DEPTH INTERNAL
CCR188060	18	634mm	978.65mm	900mm	800mm
CCR189060	18	634mm	978.65mm	1000mm	900mm
CCR1811060	18	634mm	978.65mm	1200mm	1100mm
CCR278060	27	634mm	1378.65mm	900mm	800mm
CCR279060	27	634mm	1378.65mm	1000mm	900mm
CCR2711060	27	634mm	1378.65mm	1200mm	1100mm
CCR398060	39	634mm	1911.95mm	900mm	800mm
CCR399060	39	634mm	1911.95mm	1000mm	900mm
CCR3911060	39	634mm	1911.95mm	1200mm	1100mm
CCR458060	45	634mm	2178.65mm	900mm	800mm
CCR459060	45	634mm	2178.65mm	1000mm	900mm
CCR4511060	45	634mm	2178.65mm	1200mm	1100mm
CCR188080	18	796mm	978.65mm	900mm	800mm
CCR189080	18	796mm	978.65mm	1000mm	900mm
CCR1811080	18	796mm	978.65mm	1200mm	1100mm
CCR278080	27	796mm	1378.65mm	900mm	800mm
CCR279080	27	796mm	1378.65mm	1000mm	900mm
CCR2711080	27	796mm	1378.65mm	1200mm	1100mm
CCR398080	39	796mm	1911.95mm	900mm	800mm
CCR399080	39	796mm	1911.95mm	1000mm	900mm
CCR3911080	39	796mm	1911.95mm	1200mm	1100mm
CCR458080	45	796mm	2178.65mm	900mm	800mm
CCR459080	45	796mm	2178.65mm	1000mm	900mm
CCR4511080	45	796mm	2178.65mm	1200mm	1100mm

## Features

- Fully welded steel construction
- One frame configuration covers both classes
- Manufactured to SCEC specifications
- High static load capacity
- Multiple cable entry points
- 4 x Fully adjustable 19" mounting members supplied as standard
- "Pathfinder Cable Management" option for 800 series C & B Class Frames – front and/or rear
- Vented top section ready to accept roof fan trays
- Standard frame (-01) ready to take levelling feet and plinth assembly
- Earthing points
- SCEC required individual serial numbers on all cabinets
- Optional "Split" frames (co-location) on the 39 & 45RU versions
- Powdercoat finish

## CONFIGURING YOUR FRAMES





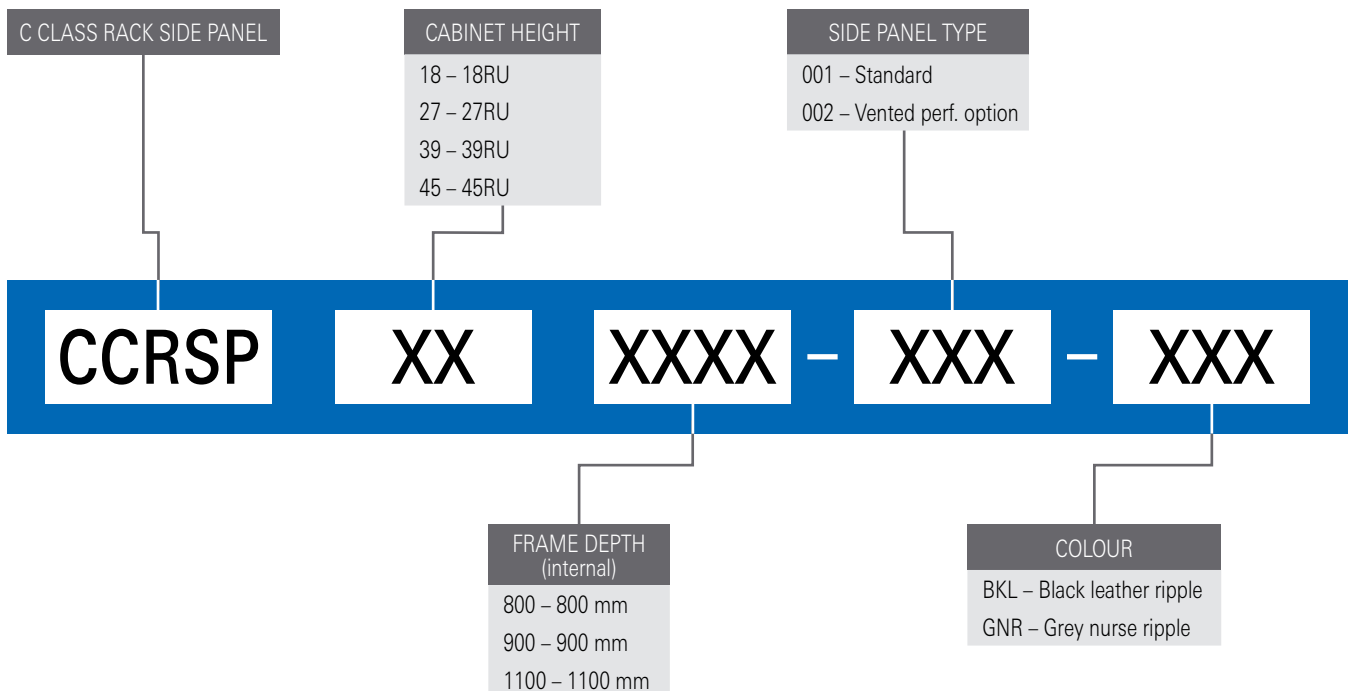
# C Class – B Class Side Panels




### Features

- Internally secured as per SCEC specifications
- Vented section option
- Earthing kit
- Powdercoat finish

## CONFIGURING YOUR SIDE PANELS



# C Class – B Class Doors



### Features

- Solid metal door
- Polycarbonate insert door
- Perforated vent insert door
- SCEC endorsed C Class locking mechanism – one key per lock supplied
- SCEC endorsed B Class electronic locking mechanism
- Perforated insert door ready to accept door fan tray option
- Earthing kit
- Powdercoat finish

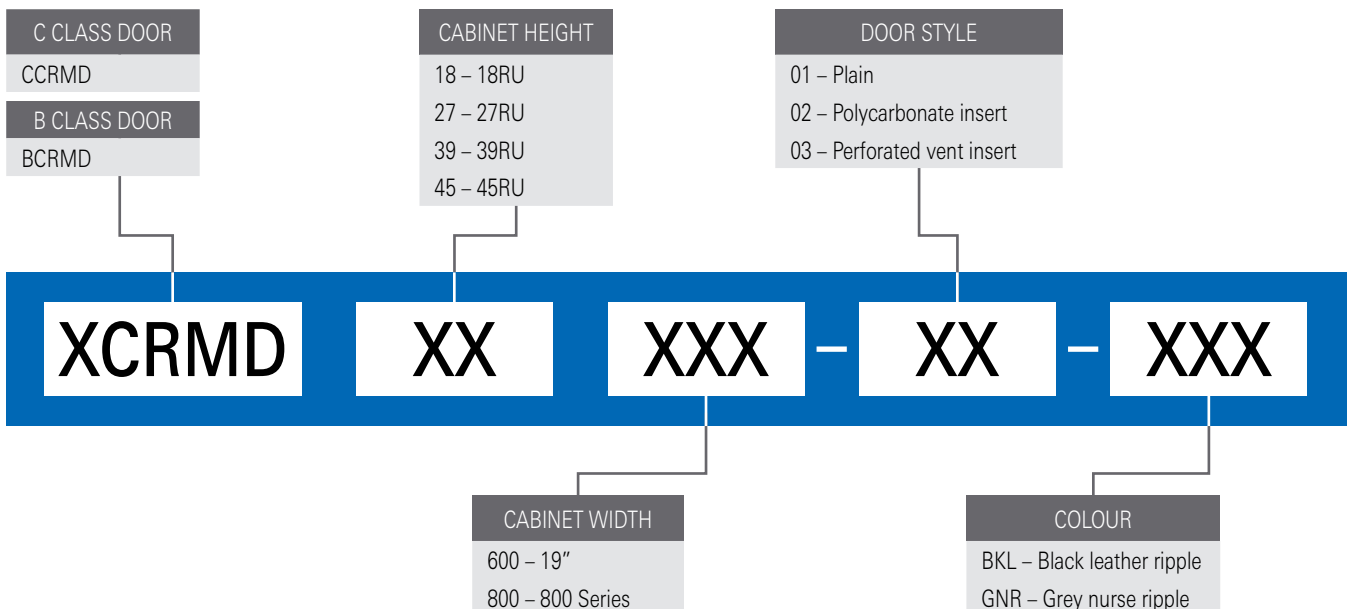


B Class Lock



C Class Lock

## CONFIGURING YOUR DOORS



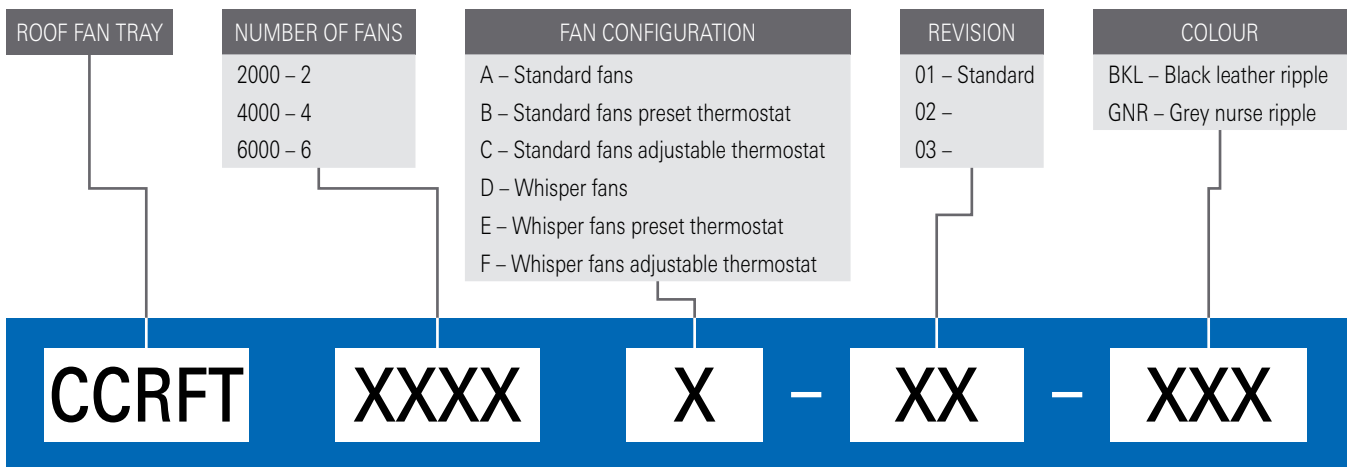
# C Class – B Class Fan Units



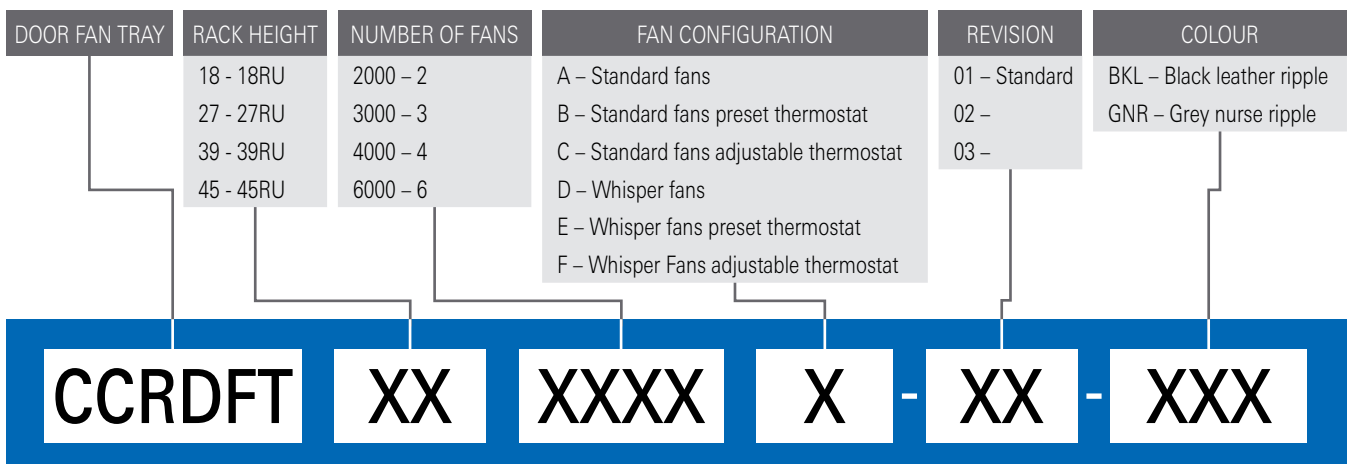
## Features

- Roof and door mounted
- Roof mounted to extract air from rack
- Door mounted to extract from the rack or to supply additional airflow into the rack
- 2,4 & 6 fans available in the roof mounted tray
- 2,3,4 & 6 fans available in door tray
- Standard & whisper fan available
- Preset or variable thermostat controls available
- Fan tray fully assembled to install into racks

## CONFIGURING YOUR ROOF FAN



## CONFIGURING YOUR DOOR FAN





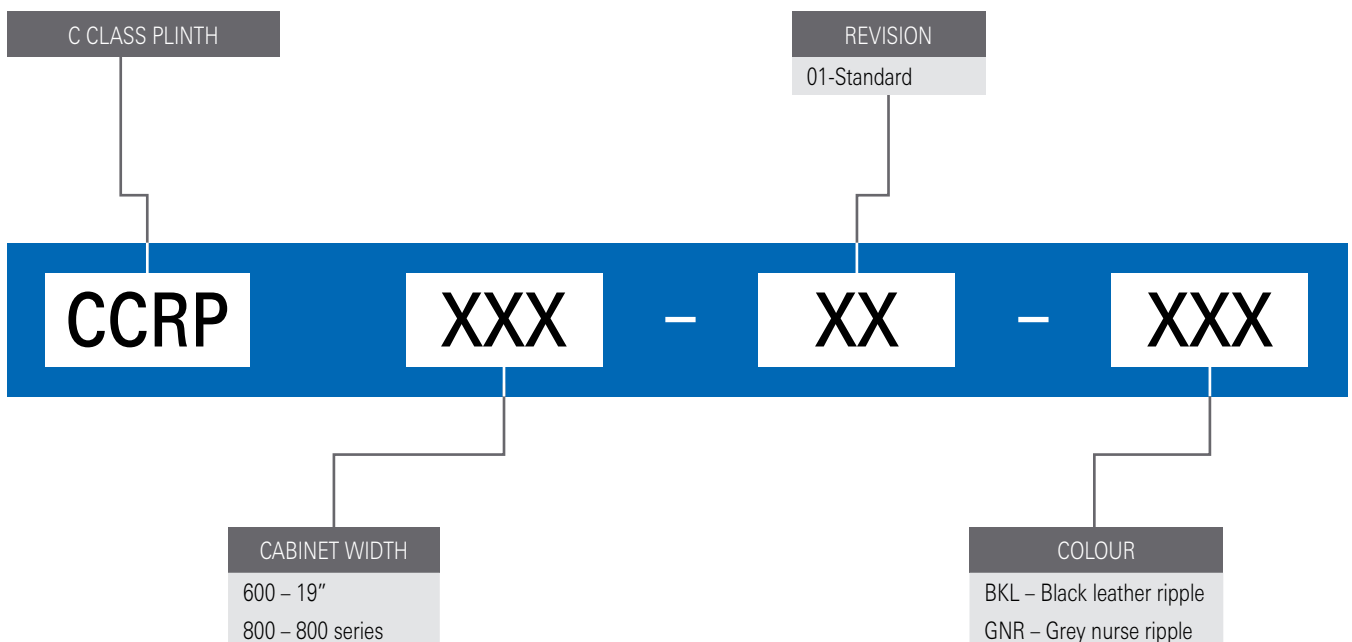
# C Class – B Class Plinth



### Features

- Allow for rack mobility
- Bolted to base of rack
- Fitted with heavy duty castors and levelling feet
- 2 sizes for 19" & 800 Series cabinets

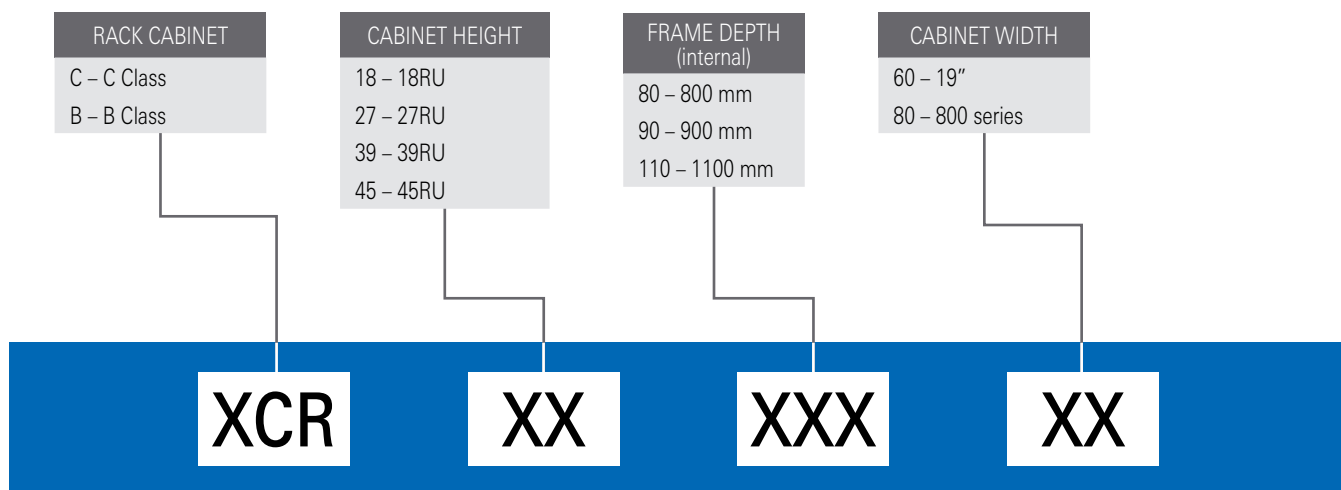
## CONFIGURING YOUR PLINTH



# How to Configure Your Frames



To configure your rack follow the example shown below.



Configured components are expressed in examples below:

<b>FRAME:</b>	<b>XCRF</b> Frame	<b>XX</b> Height	<b>XXX</b> Depth	<b>XX</b> Width	<b>- XX</b> Type	<b>- XXX</b> Colour
<b>SIDE PANEL:</b>	<b>CCRSP</b> Side Panel	<b>XX</b> Height	<b>XXXX</b> Depth	<b>- XXX</b> Style	<b>- XXX</b> Colour	
<b>DOOR:</b>	<b>XCRMD</b> Door Type	<b>XX</b> Height	<b>XXX</b> Width	<b>- XX</b> Style	<b>- XXX</b> Colour	
<b>ROOF FAN:</b>	<b>CCRFT</b> Roof Fan Tray	<b>XXXX</b> No. Fans	<b>X</b> Configuration	<b>- XX</b> Revision	<b>- XXX</b> Colour	
<b>DOOR FAN:</b>	<b>CCRDFT</b> Door Fan Tray	<b>XX</b> Height	<b>XXXX</b> No. Fans	<b>X</b> Configuration	<b>- XX</b> Revision	<b>- XXX</b> Colour
<b>PLINTH:</b>	<b>CCRP</b> Plinth	<b>XXX</b> Width	<b>- XX</b> Revision	<b>- XXX</b> Colour		